

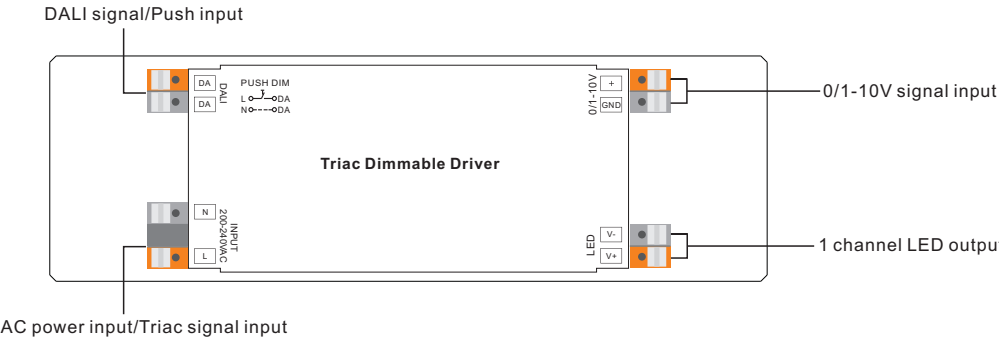
30W DALI/Push+Triac+0/1-10V LED Driver

70209004



Important: Read All Instructions Prior to Installation

Function introduction



Product Data

Output	LED Channel	1
	DC Voltage	24V DC
	Max. Current	1.25A
	Voltage Tolerance	±1%
	Rated Power	Max. 30W
Input	Voltage Range	220-240V AC
	Frequency	50/60Hz
	Power Factor (Typ.)	> 0.9
	Total Harmonic Distortion	THD ≤ 15% (@ full load / 230VAC)
	Efficiency (Typ.)	> 86% @ 230VAC
	Input Current	160mA @ 230VAC
	Inrush Current (Typ.)	COLD START Max. 2A @ 230VAC
Control	Leakage Current	< 0.5mA /230VAC
	Dimming Interface	DALI(DALI consumption < 2mA)/Push+Triac+0/1-10V
	Dimming Range	1%-100%
	Dimming Method	Pulse Width Modulation

Protection	Over Current	Yes, auto recovery after fault removed
	Over Temperature	Yes, auto recovery after fault removed
Environment	Working Temp.	-20℃ ~ +45℃
	Max. Case Temp.	80℃ (Ta=45℃)
	Working Humidity	10% ~ 95% RH non-condensing
	Storage Temp. & Humidity	-40℃ ~ +80℃, 10% ~ 95% RH
Safety&EMC	Safety Standards	EN61347-1, EN61347-2-13
	Withstand Voltage	I/P-O/P: 3.75KVAC
	EMC Emission	EN55015, EN61000-3-2, EN61000-3-3
	EMC Immunity	EN61547, EN61000-4-2,3,4,5,6,8,11, surge immunity Line-Line 1KV
Others	MTBF	190100H, MIL-HDBK-217F @ 230VAC at full load and 25℃ ambient temperature
	Dimension	170*53*28mm (L*W*H)

- Dimmable LED driver with DALI/Push+Triac+0/1-10V dimming interfaces
- In compliance with IEC 62386-101:2014, IEC 62386-102:2014, IEC 62386-207 Ed2.
- Built-in DALI-2 interface, DALI DT6 device
- 1 channel 24V constant voltage output, max. output power 30W
- Enables to control single color LED lighting
- Class II power supply, full isolated plastic case
- High power factor and efficiency
- Compatible with universal DALI masters that support DT6 commands
- Compatible with universal Triac dimmers
- Compatible with universal 0/1-10V dimmers
- PWM digital dimming output, smooth and deep dimming to 1%
- IP20 rating, suitable for indoor LED lighting applications
- 5 years warranty

Safety & Warnings

- DO NOT install with power applied to device.
- DO NOT set the operation current with power applied
- DO NOT expose the device to moisture.

Operation

1. Dimming Interface Selection

- 1.1. The LED driver supports 4 kinds of dimming input: DALI, Push, Triac, 0/1-10V.
- 1.2. Please select any of the 4 dimming interfaces to wire each time.
- 1.3. To connect a new dimming interface, previously connected dimming interface must be disconnected.
- 1.4. DO NOT connect more than 2 (including 2) dimming interfaces simultaneously.

2. DALI Address Assigned by DALI Masters

While connected with DALI interface, 1 DALI address can be assigned by DALI Master controller automatically, please refer to user manuals of compatible DALI Masters for specific operations.

3. PUSH Dimmer Mode

While connected with a AC PUSH, the driver will be in Push Dimmer Mode, operations under Push Dimmer Mode are as follows:

- 3.1. Click the button to switch ON/OFF
- 3.2. Press and hold down the button to increase or decrease light intensity to desired level and release it, then repeat the operation to adjust light intensity to opposite direction. The dimming range is from 1% to 100%.
- 3.3. Memory function after power off or power failure enables the device to memorize the status before power off while power on again.

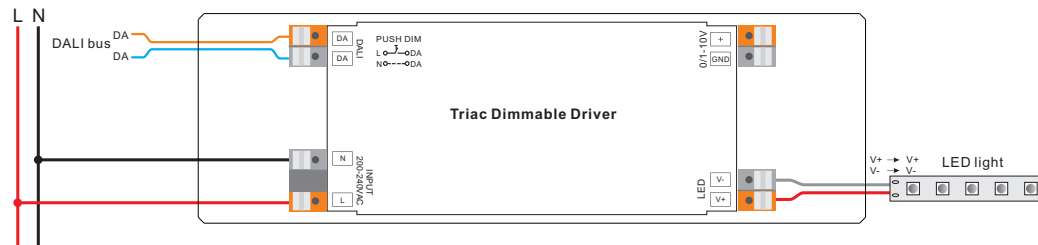
4. Triac Dimming Input

While connected with a Triac dimmer, different Triac dimmers from different suppliers may have different minimum dimming levels which the driver can not be dimmed below. To dim to 1%, please make sure the dimmer supports 1% minimum dimming level.

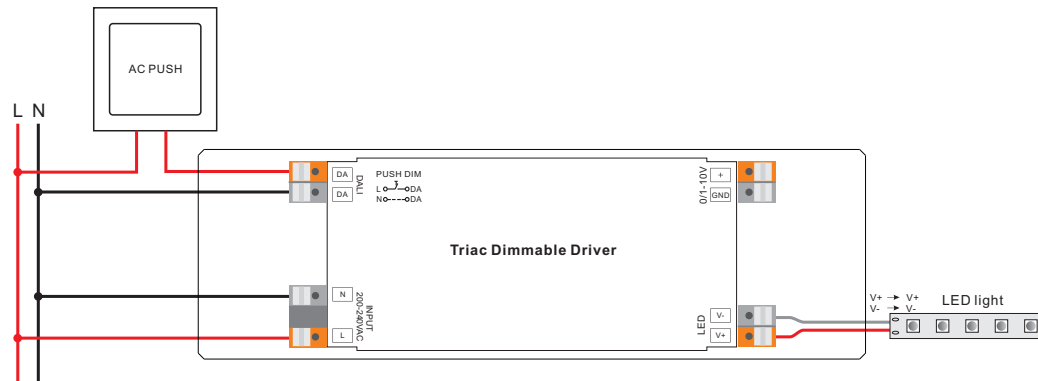
Note: please make sure to set a minimum dimming level when using one TRIAC dimmer to control multiple drivers in parallel to prevent flicker phenomenon of the drivers when dimmed to a low level.

Wiring Diagram

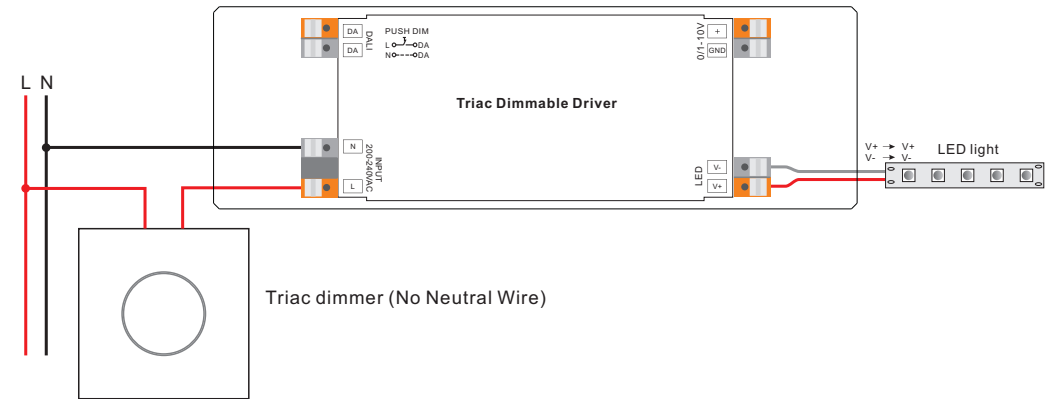
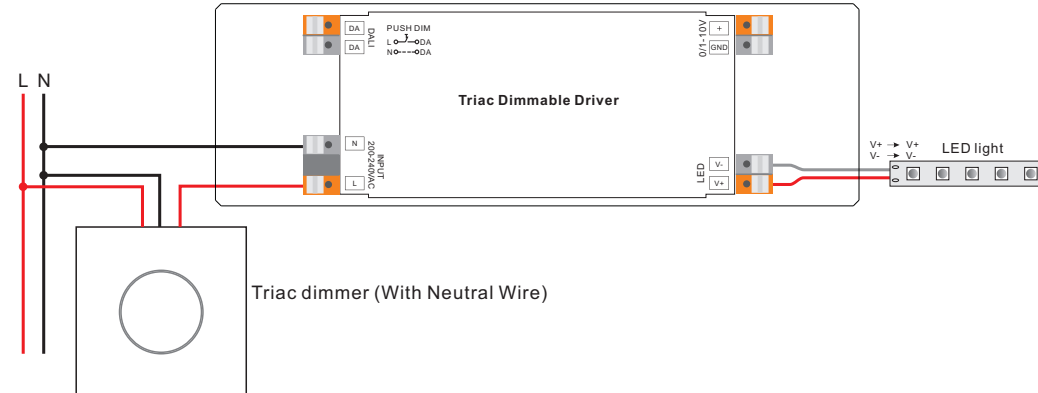
1. With DALI bus



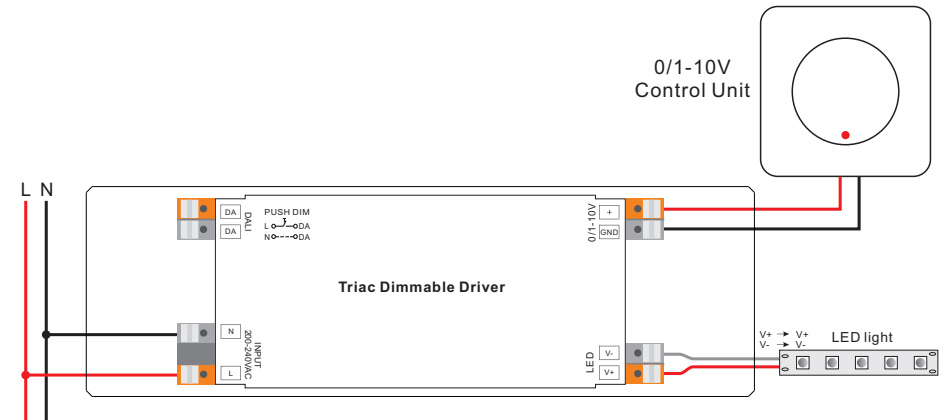
2. With PUSH dimmer



3. With Triac dimmer



4. With 0/1-10V dimmer



Product Dimension

